



# REPLICATE

KingdomCircle

Pre-Work

We are looking forward to our upcoming sessions. As you prepare for our time together, we ask you to complete the following preparatory work.

Each session will be a combination of a video to watch and an exercise to complete. All videos can be viewed at <https://replicate.org/kc>. This preparatory work will take at least **2 hours** to complete, so please consider this as you plan your time to dig in.

These exercises are great to do alongside your devotional time or as a half-day retreat. Whether you work through the exercises in chunks or all at once, make sure that you are uninterrupted and you can give your full focus. The quality of effort you put into the preparatory work will make all the difference in the breakthrough you will get during our time together. These exercises are the foundation that the rest of the time is built upon.

If you have any questions along the way, please email your Replicate Navigator.

## Preparatory Work Outline

- Introduction
- Assessments (Please complete your assessments at least a week in advance and the rest of the packet before your training event starts.)
- Story Overview
- Life Discovery Grid
- Life Drifts
- Power of a Name

This packet belongs to:



# REPLICATE

KingdomCircle  
Pre-Work

## Introduction

What is the Kingdom Circle process all about? Visit <https://replicate.org/kc> or scan the QR code Please complete your assessments at least a week in advance and the rest of the packet before your training event starts.



NOTES:

*What is one expectation or prayer you have for the process? What question do you hope this process answers?*



# REPLICATE

KingdomCircle  
Pre-Work

## Assessment Overview

Have you done assessments before and felt like they didn't fully capture you? Visit <https://replicate.org/kc> or scan the QR code to watch a quick video to learn why and see how our Kingdom Circle retreat will be different.



In preparation for our time together, you will complete a minimum of the three free assessments below:

You can access these assessments by clicking them below OR by scanning the QR code above.

- DISC
- High 5
- APEST

Come to our session together with your assessment results and having reviewed your report.

If you have taken other assessments or if you want to take additional ones, we encourage you to bring them as well. Each assessment has the opportunity to reveal something new about your calling.

NOTES:



# REPLICATE

**KingdomCircle**

Pre-Work

## Life Discovery Grid

Your Life Discovery Grid will help layout your life and see God's authorship through every season. This process will take at least one hour to do well. Make sure you set the time aside.

Begin by watching the video about the Life Discovery Grid. Visit <https://replicate.org/kc> or scan the QR code on the right. Then follow the instructions on the following pages and begin filling out the exercises. You can pause the video at each step so you complete that step.



NOTES:

# LIFE DISCOVERY GRID INSTRUCTIONS

## WHAT IS A LIFE DISCOVERY GRID?

A Life Discovery Grid is a simple tool designed to reveal important patterns in your life. It does this by stimulating the awareness and connection of significant life events and relationships. Once the grid has been completed, it can be presented to others within the process group.

## WHY DO A LIFE DISCOVERY GRID?

The Life Discovery Grid is the first tool to help you interpret your story and connect it to the one that God dreamed for you. The tool guides an individual through reflective work that will provide a context for other tools along the way. The Grid can also create a structured process for building community and inspiring worship within any small group setting. Every time you share your Life Discovery Grid, there is an incredible potential for fellowship, laughter, reflection and encouragement. Life Discovery Grids can bring people to a great awareness of what God is doing in life and a greater intensity to follow Christ. The primary focus in a Life Discovery Grid is God; the process allows the group to reflect on God's goodness and grace as it reflects itself differently in every person. The secondary focus is you; what has God been doing through you and preparing for your life?

## HOW IS A LIFE DISCOVERY GRID STRUCTURED?

A Life Discovery Grid is a blank grid for you to record specific people and events. The grid allows you to divide your life into five chapters. These chapter divisions are completely up to you based on natural dividing points in your life experience. To help you think through the five life chapters, we start with The Life-Line tool. The grid includes 3 "H's" that help focus the people and events for you to record:

- Heritage
- High Points
- Hard Times

# LIFE DISCOVERY GRID INSTRUCTIONS

## HOW TO PREPARE A LIFE DISCOVERY GRID

### Step 1

**LIST THE TOP TEN HIGH MOMENTS AND TOP TEN HARD MOMENTS IN YOUR LIFE. (p. 10)**

### Step 2

**USE THE LIFE-LINE TOOL TO CHART YOUR TOP TEN "HINGE MOMENTS." (p. 11)**

Each hinge moment can be scored on a scale of one to ten either as a hard time hinge moment or a high point hinge moment. Some hinge moments will have a mixture of both. Don't worry about a "right answer," simply use the tool to stimulate reflection.

### Step 3

**IDENTIFY THE CHAPTERS OF YOUR LIFE STORY. (p. 14)**

Think about natural divisions of your life after completing the Life Line. Examples may include early childhood years, college, single, before children, preparation, Vermont years, My 30s, First Baptist years, multiplication, etc. Record these on the Discovery Grid and be as creative as you want with the titles.

NOTES:

# LIFE DISCOVERY GRID

## INSTRUCTIONS

What if the positive and negative turns in your life have prepared you for something great? - Donald Miller

### Step 4

**IDENTIFY THE CHARACTERS AND EVENTS OF YOUR LIFE STORY BY FILLING IN 2-5 BULLET POINTS IN EACH SQUARE OF YOUR GRID. (p. 14)**

#### HERITAGE

That which comes or belongs to one by reason of birth; an inherited lot or portion.

#### HERITAGE

- What qualities in my parents influenced me most?
- What was the atmosphere in my home as I grew up?
- What cultural or ethnic factors influenced me?
- What geographic factors influenced me?
- What financial factors influenced me?
- How did my parents define success?
- What were the types of brokenness in my home?
- How do heritage factors continue to influence me beyond childhood?

NOTES:

# LIFE DISCOVERY GRID INSTRUCTIONS

Make sure that for each of the 3 "H's", you write down specific words or phrases that will bring a character or event to your mind when you present your Life Discovery Grid.

## Step 5

**NAME YOUR CHAPTER TITLES. (p. 14)**

## Step 6:

**DISCOVER GOD'S AUTHORSHIP IN YOUR LIFE.**

After your Life Discovery Grid is complete, continue to reflect so that you can identify and record patterns. Use the questions on the following page as a guide.

NOTES:



# LIFE DISCOVERY GRID

## INSTRUCTIONS

### HIGH POINTS

- What experiences demonstrate my abilities?
- What successes have I enjoyed?
- What events have brought me great joy?
- What season of life has been my happiest?
- How have I made significant contribution to others?
- What memories do I daydream about?

### HARD TIMES

- Who or what has been a source of pain in my life?
- What do I tend to harbor bitterness toward?
- Where do my deepest disappointments lie?
- What injustices have I had to suffer?
- What addictions and abuse have I been exposed to?
- What incidents are hard to talk about with others?

NOTES:

## HINGE MOMENTS

A hinge moment is when the trajectory of your life changed. Examples of hinge moments include: marriage, change in jobs, relocation, graduation, divorce, or death.

**Questions to reveal hinge moments include:**

- How did relationships impact my life direction?
- What major life events sent me in a new direction?
- How did tragedy or loss mark a new chapter in my life?
- What recognitions, achievements or promotions created a new trajectory for my life?
- What spiritual awakenings (conversion) changed me?

## LIST TOP TEN HIGH POINTS

[illegible]

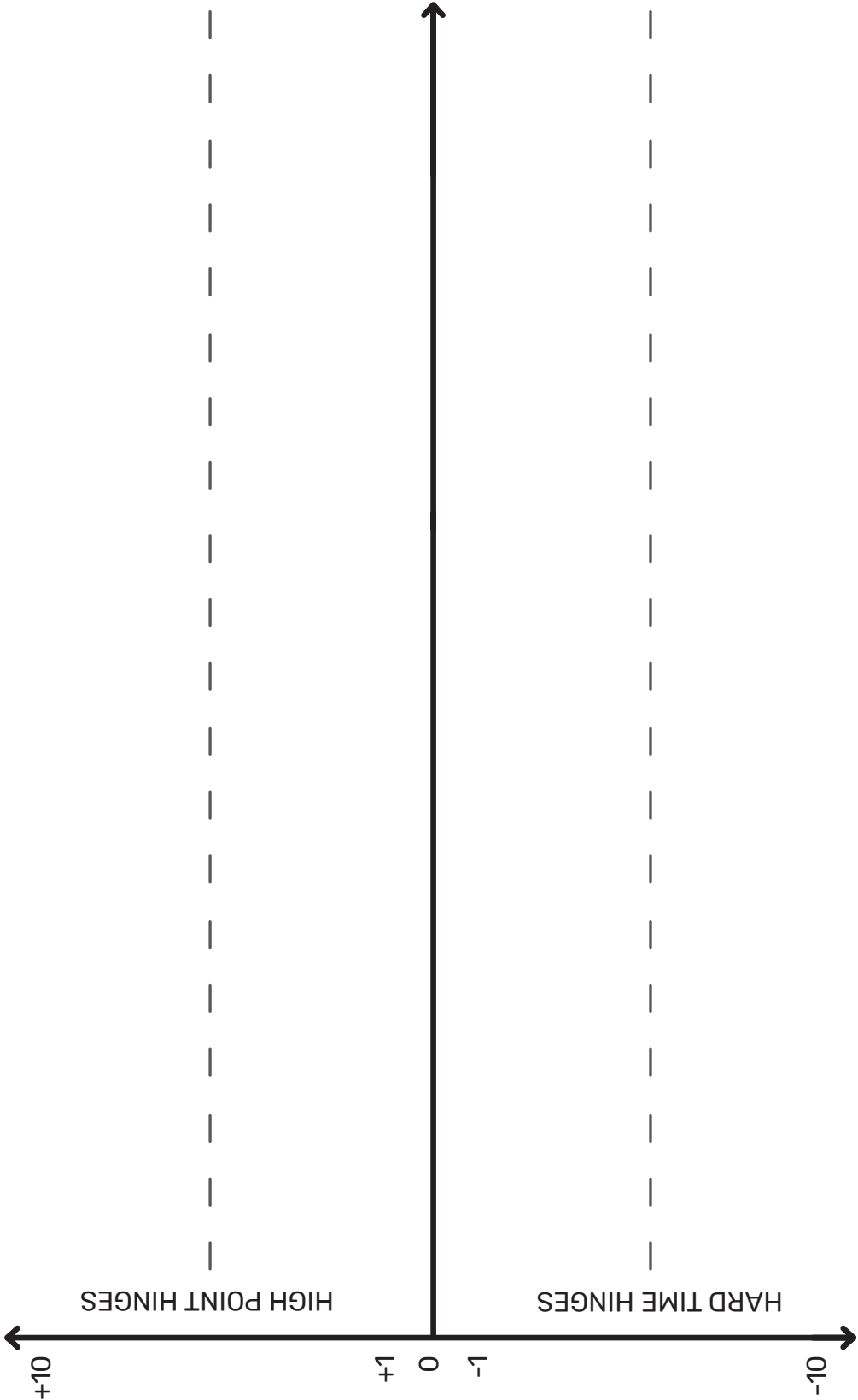
## LIST TOP TEN HARD TIMES

[illegible]

NOTES:

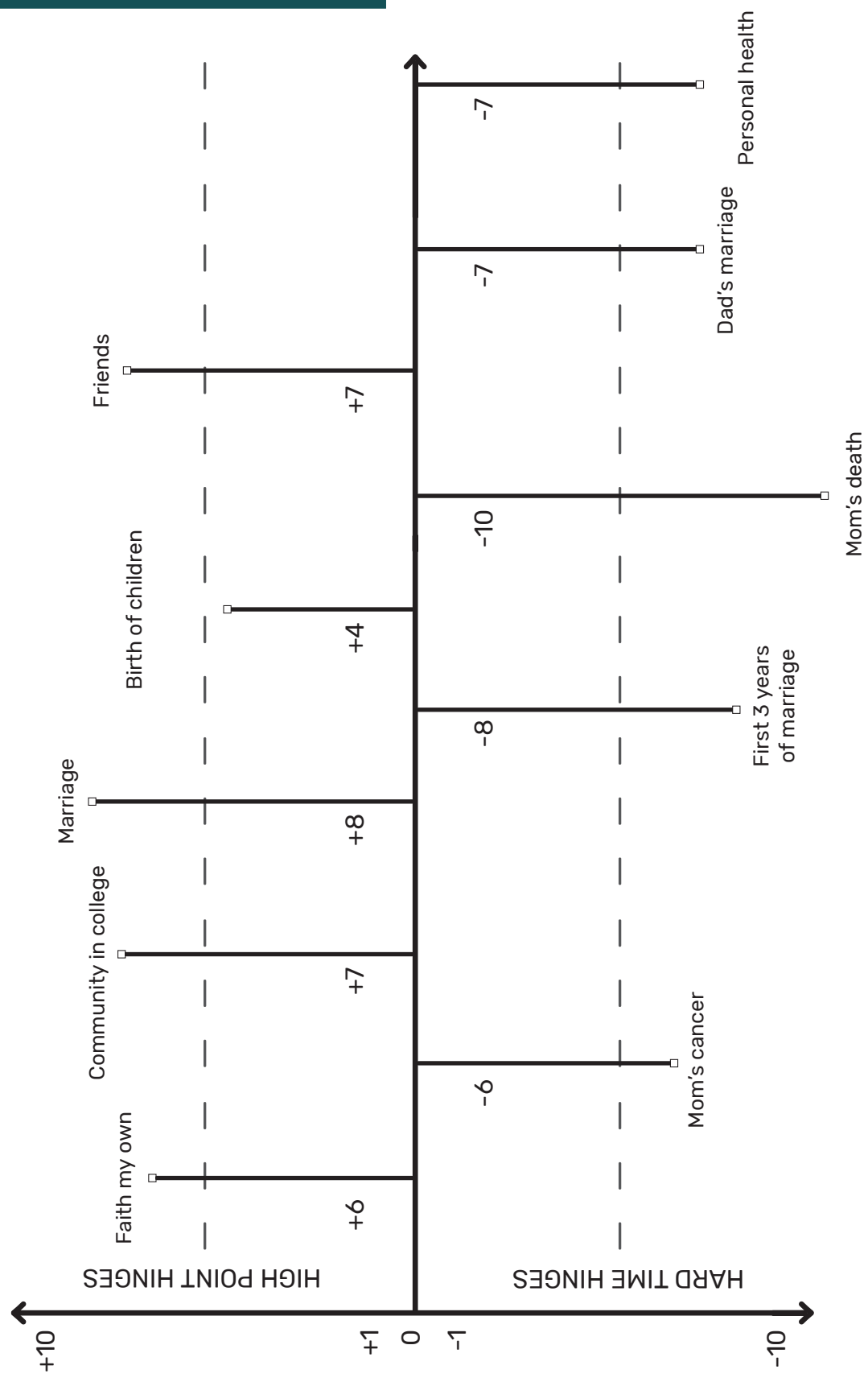
# MY LIFE LINE

Identify your top ten "hinge moments" ranking them 1-10 as either high points or hard times



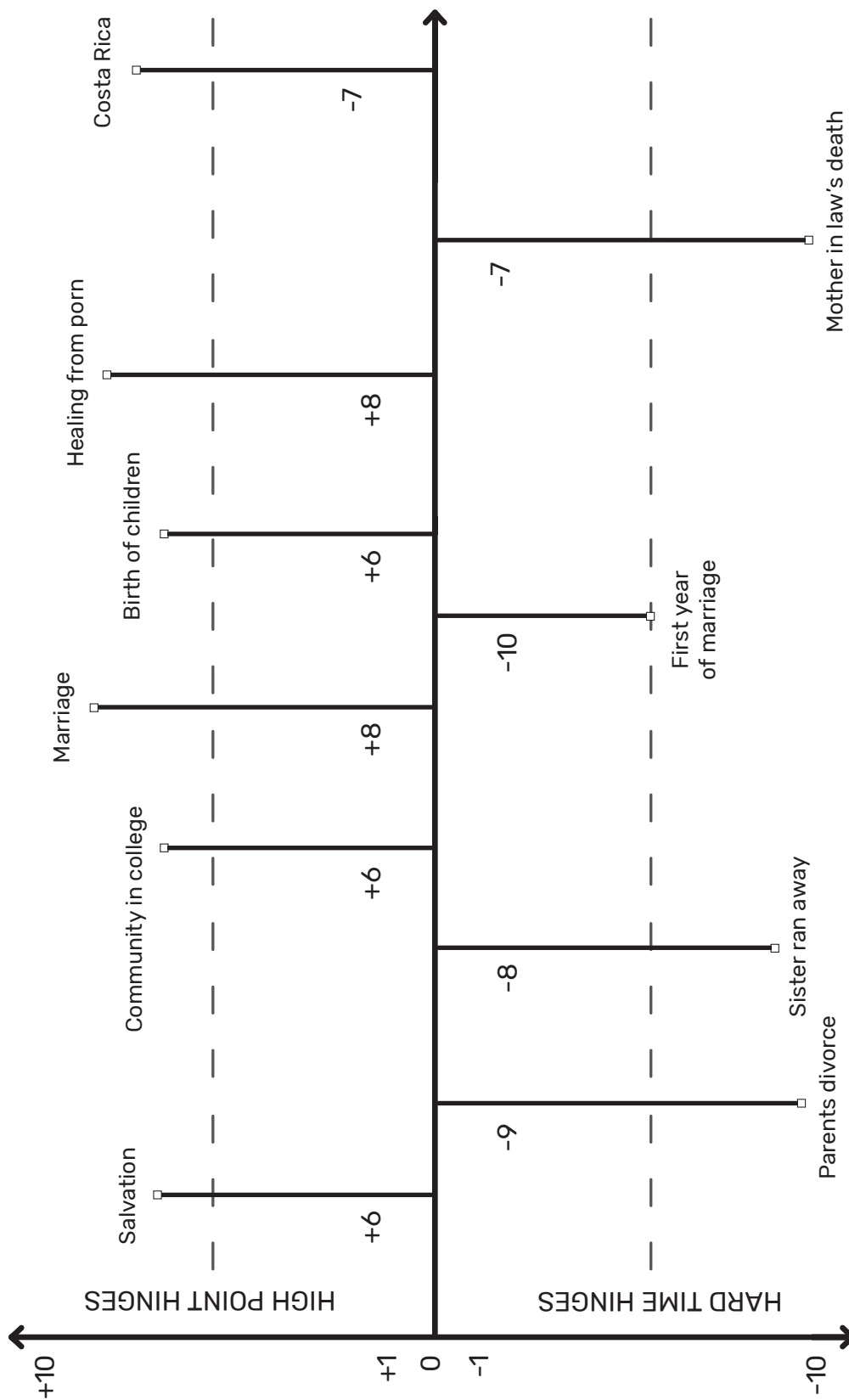
MY LIFE LINE: EXAMPLE 1

MY LIFE LINE - EXAMPLE 1



# MY LIFE LINE: EXAMPLE 2

## MY LIFE LINE - EXAMPLE 2



LIFE DISCOVERY GRID

| Chapter Title: | Chapter Title: | Chapter Title: | Chapter Title: | Chapter Title: |
|----------------|----------------|----------------|----------------|----------------|
| HERITAGE       |                |                |                |                |
| HIGH POINTS    |                |                |                |                |
| HARD TIMES     |                |                |                |                |
| LIFE DRIFTS    |                |                |                |                |
| LIFE LIES      |                |                |                |                |
| GOSPEL TRUTH   |                |                |                |                |

Complete these three rows after finishing your Life Line.

Complete these three rows after finishing your Life Drifts.

First Name: \_\_\_\_\_  
Name Meaning: \_\_\_\_\_

Middle Name: \_\_\_\_\_  
Name Meaning: \_\_\_\_\_

Last Name: \_\_\_\_\_  
Name Meaning: \_\_\_\_\_

LIFE DISCOVERY GRID

|              | BLUE PRINT   | FOUNDATION  | STRUCTURE  | DESIGN   | REMODEL                           |
|--------------|--|---|--|--|-----------------------------------|
| HERITAGE     | Family<br>Hard work<br>Finish  | Community<br>Friendship<br>Mission<br>Identity  | Overwhelming<br>Community<br>Shared<br>Resources Loyalty                         | Oikos<br>Maturity<br>Growth  | Loneliness<br>Starting Over       |
| HIGH POINTS  | Summer trips to OH<br>Sports<br>Saving my sister                         | College soccer,<br>Dating, Friendships,<br>Dorms, Intramurals,<br>Fishing<br>Camps, Mango men | Marriage, Kids 1st<br>house, London,<br>Friends moving near,<br>Life group, Work | Living near the<br>ocean, New friends,<br>Vations, Job, Trip<br>with son to Montana,<br>40th birthday          | Sisters wedding<br>Our move to KY |
| HARD TIMES   | Bad choices<br>Relationships<br>Sibling Fights<br>Jr year of high school | Soccer ending<br>College ending   | Shawn dying, Marriage<br>struggles, Youngest<br>child with RSV,<br>Finances      | Discovery of learning<br>disabilities with<br>daughter. Traveling<br>and being on the road<br>away from family | Sisters wedding<br>Our move to KY |
| LIFE DRIFTS  |  |   |  |  |                                   |
| LIFE LIES    |  |   |  |  |                                   |
| GOSPEL TRUTH |  |   |  |  |                                   |

Complete these three rows after finishing your Life Line.

Complete these three rows after finishing your Life Drifts.

First Name: \_\_\_\_\_

Last Name: \_\_\_\_\_

Middle Name: \_\_\_\_\_

Name Meaning: \_\_\_\_\_

Name Meaning: \_\_\_\_\_

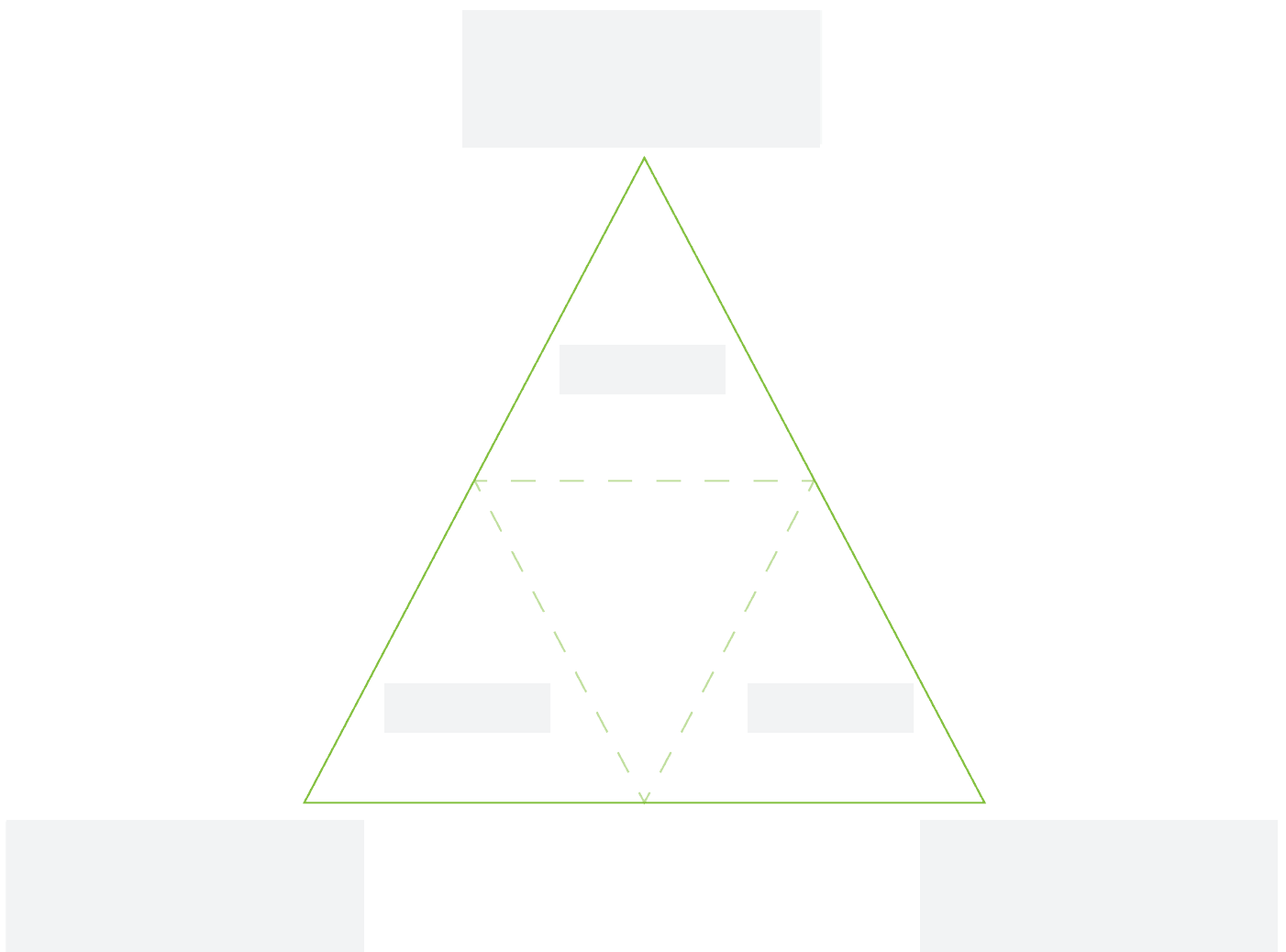


# REPLICATE

KingdomCircle  
Pre-Work

## Life Drifts

After you have completed your Life Discovery Grid, you can move to your Life Drifts. Start by watching the Life Drifts teaching and fill in the blanks on the following pages as you watch. For the video, visit <https://replicate.org/kc> or scan the QR code on the right.







# REPLICATE

**KingdomCircle**

Pre-Work

## Life Lies

### INSTRUCTIONS

1. Go back to your Life Discovery Grid (p.14) and. In each chapter of your life story, identify which Life Drift (Ambition, Approval, Appetite) you struggled with in each chapter.
2. Think through how you multiplied that brokenness or took it to the cross.
3. Identify directly the lies you were tempted to believe in light of this in each chapter.
4. Identify the gospel truth that you now believe or should believe in light of each lie.

NOTES:



# REPLICATE

KingdomCircle

Pre-Work

## Power of a Name - Name Calling

Have you ever looked into the meaning of your name? You may be surprised by its meaning and the impact it has on your story. Visit <https://replicate.org/kc> or scan the QR code on the right to watch the video.



Fill out the following chart by looking up your name and finding out what it means. Once you have discovered your Name Meaning, fill it in on My Life Discovery Grid.

|   | YOUR NAME | WHAT YOUR NAME MEANS |
|---|-----------|----------------------|
| First Name                                      |           |                      |
| Middle Name                                     |           |                      |
| Last Name                                       |           |                      |
| Maiden Name                                     |           |                      |
| Nick Name                                       |           |                      |
| Names spoken over you from teacher, leader, etc |           |                      |